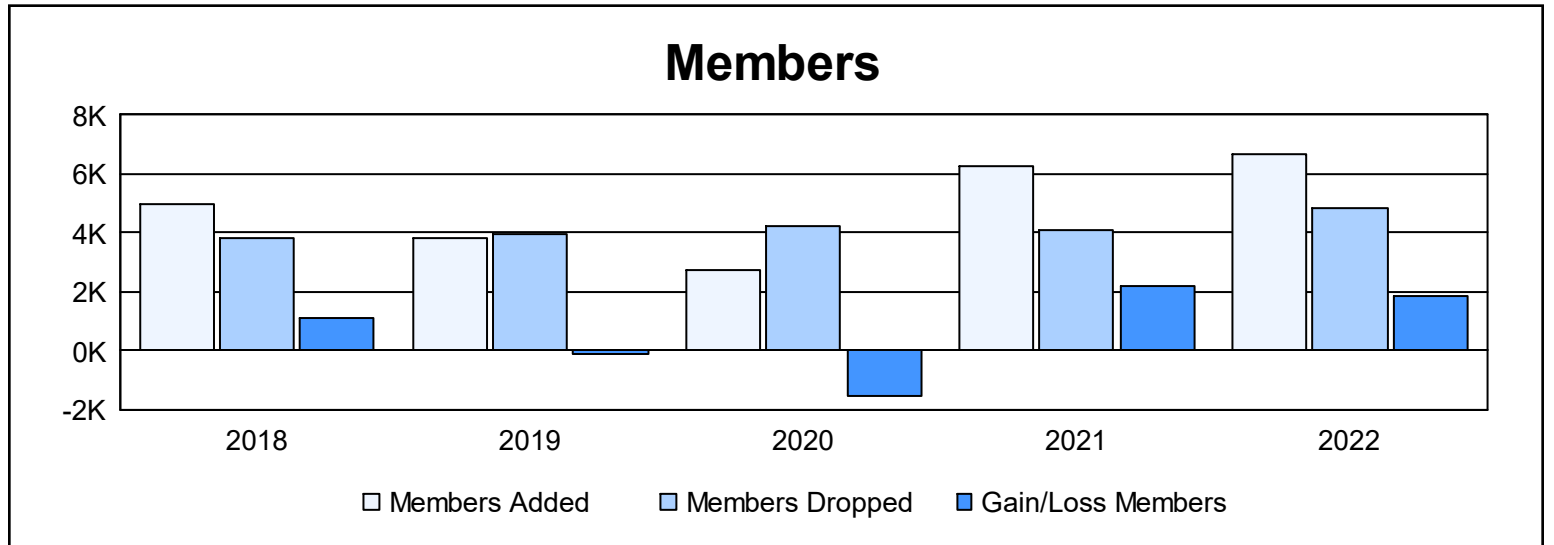
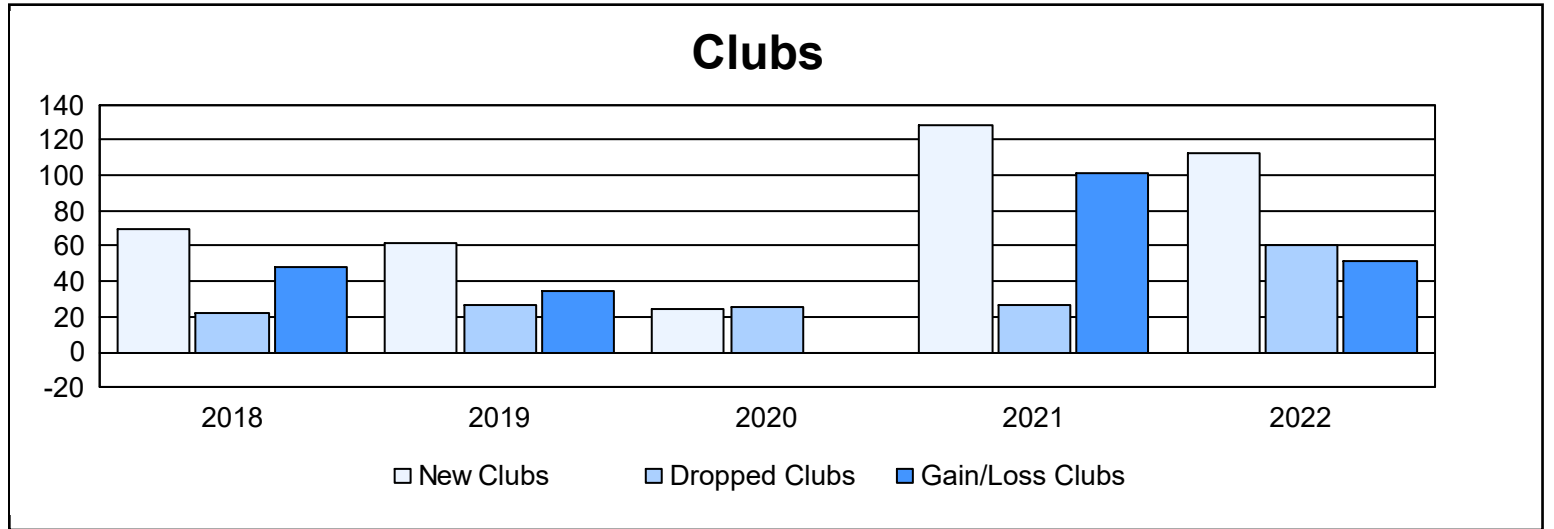
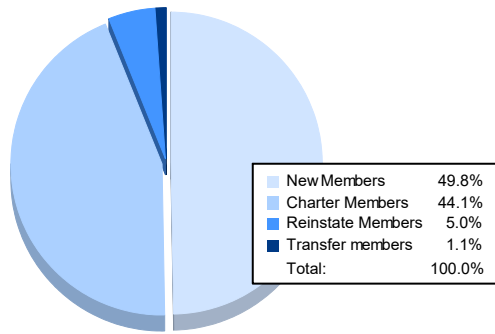


Year	New Clubs	Dropped Clubs	Gain/ Loss Clubs	New Members	Charter Members	Reinstate Members	Transfer Members	Total Member Added	Total Members Dropped	Gain/ Loss Members
2017-2018	70	22	48	3,071	1,648	201	41	4,961	3,832	1,129
2018-2019	62	27	35	1,718	1,672	394	41	3,825	3,936	-111
2019-2020	24	25	-1	1,280	1,008	209	213	2,710	4,227	-1,517
2020-2021	128	27	101	2,735	3,225	245	75	6,280	4,073	2,207
2021-2022	113	61	52	3,336	2,957	333	72	6,698	4,873	1,825
<b>Average</b>	<b>79</b>	<b>32</b>	<b>47</b>	<b>2,428</b>	<b>2,102</b>	<b>276</b>	<b>88</b>	<b>4,895</b>	<b>4,188</b>	<b>707</b>



### Membership Composition June 2022 Cumulative



### Gender Composition June 2022 Cumulative

